

GENERAL NOTES:

1. ALL SUPPLEMENTAL STEEL SUPPORTING MECHANICAL ROOF MOUNTED EQUIPMENT TO BE A MINIMUM OF 4" WIDE ANGLE.

KEYED NOTES:

1 INSTALL GAS TRAIN TO MAU PER DETAIL 4 ON SHEET M500 - SIZE PER SHEET M100

DESIGNER / BUILDER

ARCO
DESIGN/BUILD
INDUSTRIAL

44 SOUTH BROADWAY, SUITE 1003
WHITE PLAINS, NY 10601
P: 914.821.5535 F: 914.306.6010

ADBI | DESIGN
SERVICES

PROJECT TITLE

**LINCOLN
EQUITIES -
NY-312 -
BLDG B**
NY-312 & PUGSLEY RD,
SOUTHEAST, NY 10509

ARCHITECT

ADBI / DESIGN SERVICES LLC
44 SOUTH BROADWAY, SUITE 1003
WHITE PLAINS, NY 10601

CIVIL ENGINEER

LANGAN ENGINEERING
300 KIMBALL DRIVE
PARSIPPANY, NJ 07054

STRUCTURAL ENGINEER

SMITH ROBERTS AND ASSOCIATES, INC.
6501 BLUFF RD.
INDIANAPOLIS, INDIANA 46217

MECHANICAL ENGINEER

NATIONAL DESIGN/ BUILD SERVICES
11840 BORMAN DRIVE
ST. LOUIS, MO 63146

ELECTRICAL ENGINEER

FBX ENGINEERING
5 CHRISTY DRIVE, SUITE 307
CHADDS FORD, PA 19317

PLUMBING ENGINEER

MCCARTHY ENGINEERING ASSOCIATES,
INC.
315 EAST SECOND STREET
BOYERTOWN, PA 19512

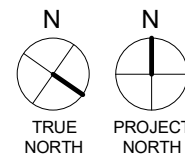
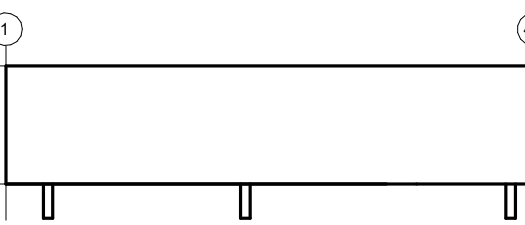
FIRE PROTECTION ENGINEER

S A COMMUNLE CO. INC.
2500 NEWPARK DRIVE
BARBERTON, OH 44203

SEAL

THE PERSONAL SEAL AFFIXED TO THIS SHEET INDICATES THAT THE PROFESSIONAL ENGINEER WHOSE NAME APPEARS THEREON HAS PREPARED OR HAS DIRECTED THE PREPARATION OF THE MATERIAL ON THIS SHEET OTHER DRAWINGS, SPECIFICATIONS, REPORTS, DOCUMENTS OR INSTRUMENTS PERTAINING TO THIS SEAL, RELATING TO OR INTENDED TO BE USED FOR ANY PARTS OR PART OF THE PROJECT IN WHICH THIS SHEET PERTAINS. SHALL NOT BE CONSIDERED PREPARED BY OR THE RESPONSIBILITY OF THE UNDERSIGNED AND IS HEREBY DISCLAIMED IN ACCORDANCE WITH SECTION 307.411.2 P.S. MO.

KEY PLAN



SUBMITTALS

NO.	DATE	DESCRIPTION
A	02/04/2022	QA/QC SET
B	03/29/2022	QA/QC SET
C	05/20/2022	QA/QC SET
D	06/16/2022	PERMIT SET
E	07/25/2022	BID REVIEW SET
F	08/05/2022	BID SET

PROJECT NO.

J22006

DRAWN BY

MT

SHEET TITLE

**OVERALL ROOF
PLAN**

SHEET NO.

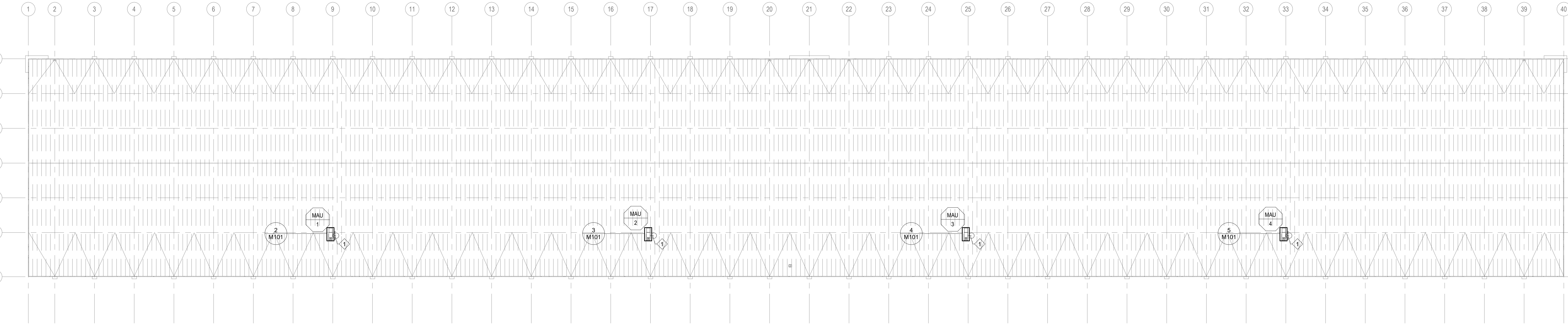
M101

NOT FOR
CONSTRUCTION

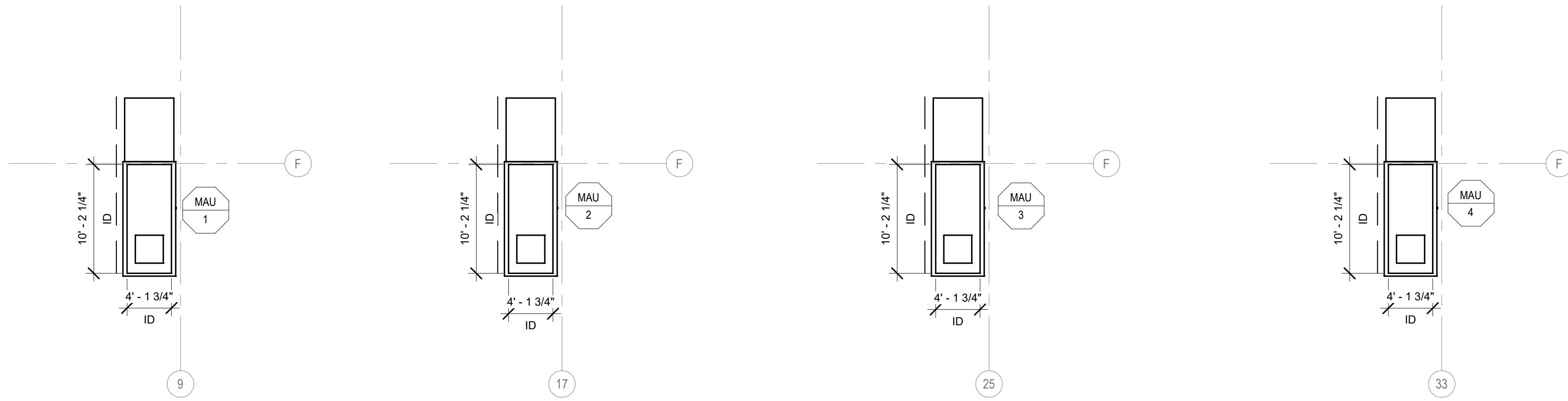


11840 Borman Dr.
St. Louis, MO
63146
P: 636.229.8400
F: 636.229.8416

Any reproduction or unauthorized use of this document or any part of this without the expressed consent of National Design Build Services Inc. is prohibited ©



1 OVERALL ROOF PLAN
1" = 60'-0"

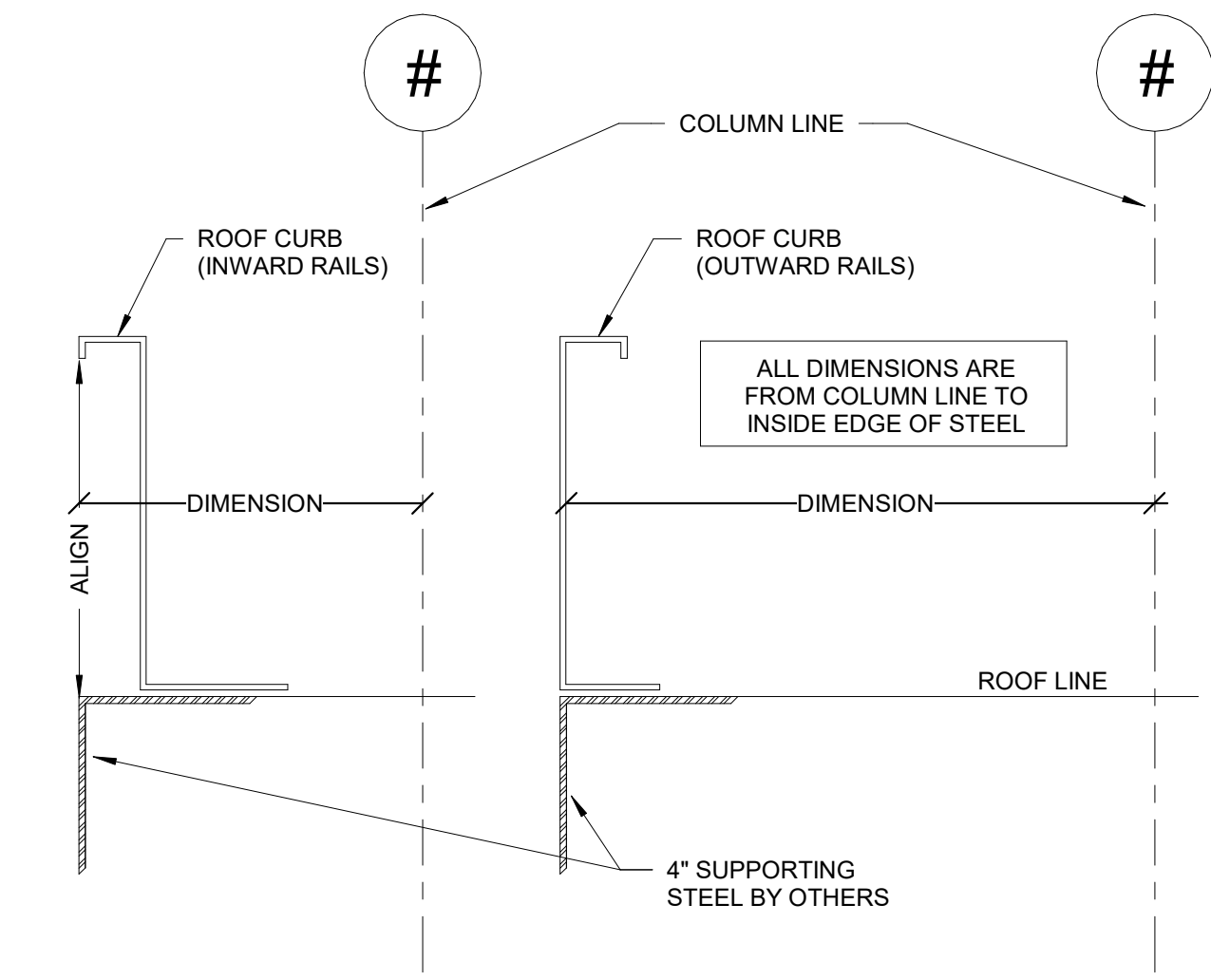


2 ENLARGED FRAMING PLAN - MAU-1
1/8" = 1'-0"

3 ENLARGED FRAMING PLAN - MAU-2
1/8" = 1'-0"

4 ENLARGED FRAMING PLAN - MAU-3
1/8" = 1'-0"

5 ENLARGED FRAMING PLAN - MAU-4
1/8" = 1'-0"



6 HVAC - ROOF CURB - DIMENSIONING DETAIL
NTS